



Product catalogue



Colour Your Ideas

Everyone has a place where they like to come back to gain new energy. Someone in the modern city flat, others in the quiet mountain cottage and others in a warm family house. We want this place to be the most beautiful and cozy of all, to be simply according to us. Whether you love new things or repair old, with PRIMALEX paints your creativity has no limits. Give it a makeover and your place can be in a way you always wanted it to be. We will encourage you to feel inspired, help you to find the right product and advice you to achieve great results. Enjoy the little pleasures that colour can bring to your home and you will love it for years.



Welcome

In this product catalogue, you will find useful information about the whole range of PRIMALEX and also the practical advice you can use for your project. We wish you many successes in protecting and enhancing your home!

Content

About PPG	4
Get to know PRIMALEX	6
Get inspired with our unique colours	8

PRODUCT RANGE

When painting interior	10
------------------------	----

Interior & Exterior wall paints	12
--	----

• PRIMALEX PROJECT	14
• PRIMALEX OPTIMAL	15
• PRIMALEX EXCLUSIVE	16
• PRIMALEX FACADE	17
• PRIMALEX PRIMER	18

A few facts about metal	20
-------------------------	----

Wood and Metal paints	22
------------------------------	----

• PRIMALEX ENAMEL	23
• PRIMALEX WOOD PRIMER	24
• PRIMALEX METAL PRIMER	25
• PRIMALEX AQUA ENAMEL	26
• PRIMALEX AQUA WOOD PRIMER	28
• PRIMALEX AQUA METAL PRIMER	29

Get to know wood	30
------------------	----

Woodcare	32
-----------------	----

• PRIMALEX PROTECTIVE WOODSTAIN	34
• PRIMALEX PENETRATING WOODSTAIN	35

EASY TO USE

5 steps how to get the best results in interior	36
5 steps how to best treat wood	38
5 steps how to best protect metal	40

EASY TO CHOOSE

Product guide	42
Colour chart	44





About PPG

With headquarters in Pittsburgh, USA, we are present in over 70 countries delivering innovative solutions to our customers. We supply customers in the construction industry, the consumer goods sector, the general industrial and transport segment as well as the packaging industry.

We at PPG enhance and improve the world by working every day on the development of paints, varnishes and materials, which have been enjoying the trust of our customers for over 130 years now. We solve even the biggest challenges with dedication and creativity in close cooperation with our customers.

Our coatings fulfil not only an aesthetic but also a functional purpose. The fact that two of three vehicles produced in Europe and North America use the technology and know-how of PPG is proof how widespread our products and services are.





PPG coatings and special materials help our customers to protect, improve and beautify places not only those we call home. The product range of PPG coatings is wide and diverse – covering small and large, every day and unique items. We provide paint for almost everything from vehicles, aircrafts, wind turbine blades, vessels, drinking water tanks to family homes and office buildings.



Get to know PRIMALEX

Behind every brand or product, there is a team of people, who is closely connected to it. It is also the best way to introduce PRIMALEX brand to you. **Let's have a look what people say about it:**



Mike Brown

Director of Strategic Marketing

"As one of the leading manufacturers of decorative coatings in Europe with a wide range of strong brands PPG had an interesting challenge to decide on the core brand for our Export portfolio. Based on local research and market testing we took the decision to go with PRIMALEX, one of the leading brands in Central Europe, which is managed by a strong and experienced local team. We believe PRIMALEX is ideally positioned to meet the needs of consumers and provide our partners with an opportunity to leverage the strengths of PPG in their respective markets."



Lubomir Dominak

Business Development Director


"I have been selling PRIMALEX for over 20 years now on various markets, especially in Central Europe where it reached exceptionally high brand awareness and leadership with a long tradition. It is a brand that I am familiar with and I am very pleased that we can extend it to the Adriatic market as well. I am also looking forward to get the opportunity to meet new customers, understand their culture and gain new experience with respect to the diversity."



Michal Reboun

Research & Development for Emulsions

"The interior or exterior emulsion recipes for PRIMALEX were selected within PPG Europe with outmost care. It was quite a challenge to pick the best choices among 20 formulations we had on disposal. Finally, however, we created the range that was verified by millions of satisfied customers. Together with precise tinting system we have made the collection of best products that fit into given price category, offer good application properties and high quality you can really rely on."





Silvia Dyrcova
Marketing Manager

"PRIMALEX is the brand I have worked with for 12 years now so I trust it a lot and my entire house is painted with it:) PRIMALEX was always for me a synonym of inspiration and fresh design. My aim was to create warm and friendly packaging design that looks appealing on the shelf and clearly communicates the benefits of the products. I think we have managed to introduce successful range that will suit our customer's individual home and style."



Serena Lanji
Marketing Coordinator

"My favourite feature about PRIMALEX range is its simplicity but at the same time many finish variations. Just a few products to cover mostly painted and used surfaces but in thousands of colours to choose from. We did not want to create huge product portfolio in which our customer will get lost. PRIMALEX, offers easy orientation and the navigation is quick. Also simplified preparation and application guide on the back label create painting a customer friendly environment and not something to be afraid of."



Peter Wagner
Regional Product Manager for Wood and Metal

"From my experience, wood and metal protection has been in PPG subject to strictest requirements for a long time. The recipes we picked for PRIMALEX enamels and woodstains withstood tests in this climate and I am positive that our customers can trust the good quality of this range. Colour offers a wide choice of tinted trims and woodstains that match or complement the colours in our interior or facade paint range. Their combinations create freedom for design experimenting."



Vili Novak
Sales Manager

"I see PRIMALEX as vivid, colourful and trustworthy European brand. It is newly introduced on the Adriatic market and even though the front label is in English, it is so universal that everybody can understand. It is a challenge for me to sell something new and fresh when there so many other brands on the market; however, it will be exciting and I am looking forward to it. I believe that all my customers will enjoy it as well!"



Sonja Kovac
Technical Service

"Expert knowledge and professional advice is something I can support with all our customers with, if needed. I have been working with professional painters for 20 years and believe me, I know what a good paint and application requires! I have tested PRIMALEX as well as competitor's formulas and I have to say that I am satisfied with the result. Since I am local and familiar with the market, I am confident that the product range will meet the customers' expectations."

Get inspired with our unique colours

Colour is emotion and can speak to the human soul in many different ways. We know that it is an outward sign of your taste, mood and passion. Therefore, choosing the right colour is crucial when creating a home that expresses your vision and personality. With thousands shades to choose from and variety of finishes from matt and silk to high gloss, our colours will help you to achieve the home of your dreams. Our emulsion paint collection is fully coordinated and compatible with the rest of the products like enamels and woodstains. This allows you countless color combinations to create unusual things: combine the creative concept of architects, designers or professional painters with a harmonious composition of the building in its natural surroundings.

We listen, we learn and we work on quality products and services together with you, thus helping you to get the best. Whether you have a technical question, need colour or material advice, assistance on a building site or require information about sustainable care - our trade partners and our professional consultants are available locally every day.

When colour becomes a precise science...

When it comes to color technology, you are in the best hands with PPG. Trust the competence and many years of experience of PPG and its brands in the field of professional tinting and the comprehensive know-how in the color technology.



For more inspiration and style advice, please visit our website www.primalex.eu



PPG Tinting System is the reference for professional, precise and efficient tinting.

- Highest color accuracy over the entire product range
- Huge variety of colors
- Brilliant color shades with high light resistance
- Easy to reproduce
- Professional color fans for the highest demands (color tone determination, light resistance data, light reference values)

More than
thousand
of vibrant
colours without
compromises



The PPG CHROMATIC colour
chart provides an overview
of 1170 available colours.



CHROMATIC is the selection from most widely used shades in the market to those reflecting future trends. Chromatic System technology ensures best opacity, accurate colours, perfect reproducibility, unsurpassed durability and endless colour offer.


- A unique color fandeck for all PPG brands and all channels.
- A differentiated colour range: inspirational, trendy, unique, recognizable and evolving.
- A colour brand for both, professionals and consumers.

The PPG CHROMATIC and CHROMATIC FACADE

Fandecks are essential professional tools for the colour consultation and for the design of every task. The tinting system offers to select the colour also from other colour charts like classics from RAL, NCS and others. This makes the selection of the right colour easy and safe.



When painting interior...



At first glance, it seems that you cannot spoil too much when painting yourself and easily save some money demanded by a professional. However, when buying the material be sure what you can manage yourself and what not. In particular, the selection of shades and choice of suitable paint requires painting experience. Consultation with an expert is worthed in this regard, because the choice of paint is an alpha and the omega of successful painting.

Some paints are sold at very affordable prices, have great parameters and are suitable for less experienced painters, however, when purchasing paint products, the cheapest solution does not always pay off because it might not bring the expected effect and will need to be repaired or repeated. The choice of shade is up to you, but always try the quality of the paint. This is the only one that guarantees that the result will be 100% and you will not have to paint again next year.

We recommend washable paints with the so-called Wet Abrasion Resistance. If the walls are very often marked with fingertips or splashes, you can easily remove the dirt using a sponge and water with a detergent and you will not get any damage. If you have children or pets, you will appreciate the benefits of washable walls every day. The washable paints will last longer and you do not have to scratch or penetrate the walls when you paint next time. You save both time and money.

What is good to know when choosing the paint?

- Not every colour is suitable for each substrate and use.
- Paint varies also in abrasion resistance and washability.
- Some materials create shiny surfaces and others matt.
- Each paint has a different coverage.
- Mixing the same shade yourself for subsequent repair is not easy. Use PPG Color Center just to be safe.
- Calculation and consumption plan are important issues. It saves costs.
- Consider the condition of the surface you are going to paint and what kind of room.



White or coloured?

Pastel shades, colour combinations, stripes and other shapes or special techniques are enjoying a growing popularity, but many prefer the purity and simplicity of the white painting.

Some people say white is not a real colour. However, white gives interior a friendly and clean atmosphere. It works well on wall with different structured surface, resulting in light and spacious interior. Moreover, it matches perfectly with furniture and accessories of natural materials such as wood. Walls occupy large areas, so you should have their colour chosen with care and respect to all other family members, their tastes, lifestyle and personal needs.

Warm colours work optimistically: The light shades optically lighten and expand space. **Dark shades** narrow the room, reduce but also clearly define its purpose.



Cold colours feel cool: They create the impression of purity, freshness, calmness and are usually used in bedrooms and offices. Their bright shades optically expand the space; however, darker shades should be used only in large and sunny rooms.



Interior wall paints



We use over 50 years of experience in the development and production of interior and exterior wall paints.

A consistently high level of product quality is guaranteed by the use of nanotechnologies and is ensured also by daily monitoring of selected parameters. This gives us the confidence that we will not lose the trust of our customers.

Using colour has the most transformative effect for your home.



project

Ideal for new and renovation coatings on all common surfaces in living and working areas such as e.g. plasters, concrete, gypsum, woodchip wallpaper, gypsum plasterboards and the like.

Good quality yet economical emulsion paint for the interior. Due to VOC-free formulation with low emissions and the good vapor permeability allows the coating to "breathe". Specially formulated for quick and not demanding projects for professionals as well as end users. Matt finish gives pleasant impression of the painted surface.

Did you know?

Colour research studies have shown how culture or living conditions can influence how colours are perceived by people. You've probably heard that Eskimos have about fifty words for snow and they are able to distinguish between more than 200 shades of white and grey colour.



Good whiteness and coverage.

Exceptionally vapor permeable.

Easy to apply.

Durable matt finish.

Dry abrasion resistant properties.



Usage



interior

coverage



in 1 layer



drying time



White
Colour

Matt
Finish

5 L
10 L
15 L
Packaging

Tintable with suitable
liquid colours.
Tinting



Water based
Composition

optimal

Universally usable on all common surfaces such as e.g. plasters, concrete, gypsum, woodchip wallpaper, plasterboards, gypsum plasterboards and the like.

Thick and creamy emulsion paint for high quality and durable new and renovation coats on all standard walls and ceilings in interior. Due to VOC-free formulation with low emission allows the coating to "breathe". Exceptional vapor permeability and scrub resistance is an ideal match to meet the requirements in average traffic environment. Provides luxurious white matt finish, suitable for private living areas as well as premises.



Did you know?

Snow-white paints increase the intensity of lighting. Thanks to them, we get the feeling that there is more light in the room.



High whiteness.

Excellent opacity.

Easy application – no roller or brush marks.

Great dry scrub resistance.

Durable and diffusible.



Usage



interior



coverage
in 1 layer



drying time



White
Colour

Matt
Finish

5 L
10 L
15 L
Packaging

Tintable with suitable
liquid colours.
Tinting



Water based
Composition

exclusive

Universally usable on all common surfaces such as e.g. plasters, concrete, gypsum, woodchip wallpaper, plasterboards, gypsum plasterboards and the like.

Premium smooth and creamy interior emulsion paint with excellent opacity and cleanability. Hygienic room air due to solvent and plasticizer-free formulation. Especially suitable for coating walls and ceilings that are exposed to high traffic such as waiting rooms, care homes for elderly, schools, nurseries etc., but also kitchens, halls, children and living rooms. Rich palette of colour shades, exclusive durable matt finish and superb application properties make this paint a popular choice for more demanding customers.



Did you know?

If you think about colour transformation because the white walls began to be boring, you should know that the chosen colors will affect well-being of the whole household. Colours can not only visually enlarge or reduce space, lower ceiling, narrow down or expand walls, but also affect your mood. Some tones soothe, others make us nervous and others can create a feeling of cold or heat.



Excellent coverage and wide colour offer.

Robust and washable surface.

Very easy to clean.

Highly water vapor permeable.

Easy to apply.



Usage



interior

coverage



in 1 layer



drying time



White / Base L
Colour

Matt
Finish

1 / 2,5 / 5 L
10 L
15 L
Packaging

White / Base L
Base D
Base Z
Tinting bases

Class 2
Wet scrub resistance



Water based
Composition



facade

Designed for outdoor use especially on all sound mineral substrates and plasters (cement, concrete, limecement) and intact dispersion coatings, gypsum substrates in interior, etc.

Acrylate based exterior emulsion paint with ultimate long-term weather protection and moisture regulating properties for smooth masonry. For high quality and highly diffusible facade coatings where preservation of the surface texture is required. Easy to apply providing a uniform matt finish and ensures stable colours for a long time. The smooth character of the coating surface also highlights the visual appearance of the architecture.



Did you know?

When it comes to choosing the colours for the façade of your home, it is important to think about tones that are easy to manage (simple to clean) and that tie in with the look of the rest of your home and that create an interesting and aesthetically stylish look.



High coverage and wide colour offer.

Weather resistant.

Long-term protection and high durability.

Highly water vapor permeable.

Excellent adhesion.



Usage



exterior

coverage



in 1 layer



drying time



White / Base L
Colour

Matt
Finish

5 L
10 L
15 L
Packaging

White / Base L
Base D
Base Z
Tinting bases

EN 1062
G3 E3
S1 V1 W2 A0
Class



Water based
Composition

primer

Ideal for all types of coating, highly or unevenly absorbing surfaces. Particularly suitable for non-primed walls and ceilings, gypsum boards, mineral plasters (quality min.vH10), firmly adhering or slightly weathered old coatings, plasterboards, concrete surfaces, etc.

Universal primer concentrate for interior and exterior use. Reduces the absorption capacity of walls and ceilings providing the perfect base for paint application. Insures great adhesion of subsequent layers of paint, durability and uniformity of light or intensive colours overall surface.



Excellent balancing and reduction of absorbency.

Consolidation of the porous surfaces.

High spreading rate and concentration.

Environmentally friendly.

Quick drying.



Usage



coverage


in 1 layer

Transparent
Colour

Matt
Finish

1 L
5 L
Packaging

Water 1:3 (exterior) 1:5 (interior)
Dilution


Water based
Composition



The PRIMALEX primer has a strong hygroscopic property - absorbing the moisture from the air surroundings and thus is being able to compensate the hygroscopic capacity of dusting, mineral and other carrier surfaces.

A few facts about metal...

Metallic materials have a similar long history as wood - in the exteriors and later also in interiors have been used for hundreds of years. They are solid, hard and tough, but each metal has these properties in a slightly different relationship. In order to strengthen some of them, people have reached, in the course of time, to produce different alloys. For example, they are better resistant to corrosion or may be lighter than some wood materials.



Iron

People have known it since prehistory. It is quite soft, light grey to white. It is, however, very prone to corrosion, so it is important to start painting immediately after cleaning, degreasing and drying of the surface. Otherwise, it will begin to corrode. Light corrosion can start even after a little wet day.

Steel

Made from raw iron, it is used for production wires, sheets, nails, etc. There is more than 2,000 different kinds of steel with different properties. Corrosion resistance of steel can be increased by phosphating surface before painting.

Cast iron


It is made of raw iron that is recasted with cast iron and steel waste. It's hard, but fragile. Compared to steel, it can withstand corrosion.

Copper

Red-brown, flexible, very ductile and soft metal. It does not corrode, so it is often used as roofing. It does not usually get painted because has its own protective layer.

Whether you have any metal in the interior or exterior, it is important protect it with paint. Steel structures, sheet metal roofs, eaves, gates, metal fences and other elements mainly in the exterior are at risk of corrosion. Corrosion is caused by exposure of the metal to water and other aggressive substances.

To maximize the life of the top paint coat, it is necessary to use anticorrosive primer. It is also important - especially for the top coats in the exterior – to be able to repel moisture and protect against weather effects. Regular check of painted metal surfaces is also a key - ideally once a year. Once you discover a defect, the maintenance is necessary to prevent corrosion from damaging the surface or even construction itself.



Aluminium

It has a silvery colour. It is a very light and stable metal. It is not usually painted because it produces oxidation - a layer that protects it from corrosion.

Galvanized sheet metal zinc

It is corrosion-resistant and is therefore, used as sheet metal protection. However, zinc coating protects it only for some time. Over the time, it is always suitable to paint it.

Brass

An alloy of copper and zinc that does not corrode.

Dural aluminium

Alloy with copper and magnesium. Very light, solid and hard.



**Excellent application
properties for an
excellent finish.**

Wood and metal paints

All PRIMALEX trims stand out especially due to their practice-oriented application as well as their product properties. Whether gloss level, levelling properties, covering capacity or drying behaviour – they offer highly decorative and durable results in all application areas from priming to finish for a long time. In this category, we have selected the best recipes that have won many loyal customers all over Europe.

enamel wood & metal

For final coatings on metal and wooden substrates after right pre-treatment with primers.

Quality alkyd based enamel that delays corrosion of metal and decay of wood in interior and exterior. Provides durable and tough finish. Excellent application properties, levelling a high colour stability in high gloss or matt finish ensures highly aesthetic appearance. The formulation does not contain aromatic hydrocarbons and has improved drying time for faster, safer and more beautiful results.

Did you know?

You can achieve an interesting effect by combining glossy and matt surfaces. Select darker colour shade in a gloss and combine it with a decent matt in a light shade.



Hardwearing and weather resistant.

Water repellent properties.

Abrasion and scratch resistant.

Excellent coverage.

Very good levelling and flow.



Usage



interior
exterior

coverage



in 1 layer



drying time

Matt



Gloss



Colour:
see the color chart on page 44

High gloss
Matt
Finish

1 L
only bases

0,75 L
only ready mix colours
Packaging

Base L
Base D
Base Z
Tinting bases

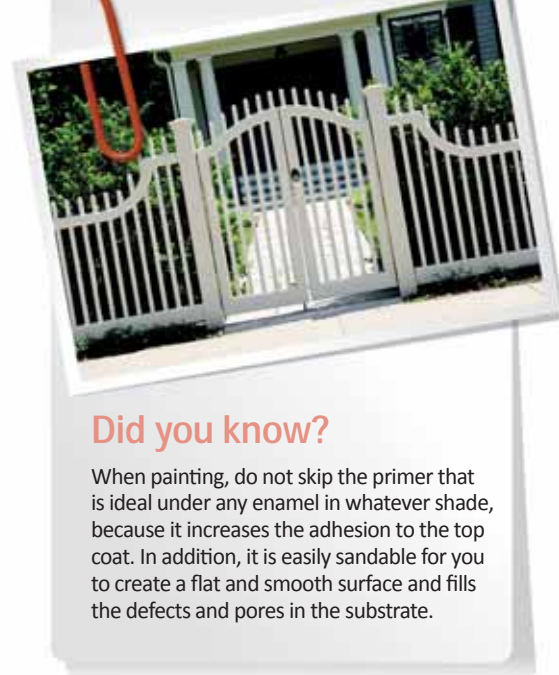


Solvent based
Composition

primer_{wood}

Suitable for all common wood and wooden based surfaces.

Quality alkyd based wood primer with exceptional coverage and filling properties in interior and exterior. Fills even coarser surfaces in excellent manner. Can be easily applied also on vertical surfaces. The primer creates the perfect base for recoating with PRIMALEX Enamel.



Did you know?

When painting, do not skip the primer that is ideal under any enamel in whatever shade, because it increases the adhesion to the top coat. In addition, it is easily sandable for you to create a flat and smooth surface and fills the defects and pores in the substrate.



Excellent for uneven surfaces.

Great adhesion and flexibility.

Exceptional opacity.

Flexible & easy to sand.

Ultimate protection.



Usage

coverage



interior
exterior



in 1 layer



drying time



white
Colour

Matt
Finish

0,75 l
Packaging



Solvent based
Composition

primer_{metal}

Universal use for all iron and steel surfaces. Excellent for use on derusted iron/deoxidized steel. Suitable to coat eaves, pipes, structural steel surfaces, cast iron surfaces, metal fences or furniture or pre-treated metal covering panels.

Quality primer that provides long-term protection against rust in interior or exterior. Provides excellent adhesion to surface and the subsequent topcoat. The formulation does not contain aromatic hydrocarbons and lead for safer and more beautiful results. The primer creates the perfect base for recoating with PRIMALEX Enamel.

Did you know?

Some metals, such as aluminum copper or zinc, cover themselves in the air with a thin but coherent layer of compounds that naturally protects them from corrosion.



5-year anticorrosion protection.

Excellent adhesion and durability.

Perfectly smooth surface.

High opacity.

Very good levelling and flow.



Usage

coverage



interior
exterior



in 1 layer



drying time



white
Colour

Matt
Finish

0,75 l
Packaging



Solvent based
Composition

enamel universal

For final coatings on all common substrates such as metal, wood, hard PVC, plaster, concrete, ceramics etc. after suitable surface preparation. It works perfectly well on all types of renovations of existing coatings and on mineral substrates. Also suitable and safe for coating children toys and furniture.

Scratch and abrasion resistant premium quality enamel with universal use in interior or exterior. Provides perfectly smooth surface with durable and tough finish. Quick drying property enables to carry on very efficient and time saving projects. Ideal for elegant high gloss or silky satin finishes. It is excellent as a replacement for solvent based products.



Hardwearing and weather resistant.

No odour and quick drying.

Excellent coverage.

Very good levelling and flow.

Easy to use.



Usage

coverage



interior
exterior



in 1 layer



drying time



Colour:
see the color chart on page 44


High gloss
Satin only bases
Finish

1 L
only bases
0,75 L
only ready mix colours
Packaging

Base L
Base D
Base Z
Tinting bases



Water based
Composition



Universal paints are ideal for renovation or painting various types of materials next to each other - for example if you want to have a concrete wall, a metal frame and a wooden door in one colour shade, you can easily achieve it using only one paint.



primer_{wood}

Suitable for all common hard or soft wood and wooden based surfaces such as chipboard, wood fiber board etc. Also suitable and safe for coating children toys and furniture.

Quality acrylic primer for the ultimate protection and decoration of the wooden materials in interior and exterior. Easy to sand, insuring adhesion of subsequent coatings. The primer creates the perfect base for recoating with PRIMALEX Aqua Enamel.



Did you know?

Even sanding has its own rules. At the first sanding, you always sand across the wood years. The second in their direction.



Excellent for uneven surfaces.

Quick drying – only 4 hours.

Great adhesion and flexibility.

Exceptional opacity.

Regulates wood moisture.



Usage



interior
exterior

coverage



in 1 layer



drying time



white
Colour

Matt
Finish

0,75 l
Packaging



Water based
Composition

primer_{metal}

Excellent for use on derusted iron/steel, zinc/galvanized steel, aluminum, copper. Suitable to coat sheet roofs, eaves, pipes, structural steel surfaces, cast iron surfaces, metal fences or furniture or pre-treated metal covering panels and for the temporary protection of machine parts. Excellent adhesion to surfaces previously treated with alkyd, chlorinated rubber, acrylic or epoxy coatings.

Quality primer that provides long-term protection against rust in interior or exterior. Provides excellent adhesion to surface and the subsequent topcoat. The primer creates the perfect base for recoating with PRIMALEX Aqua Enamel.



Great anticorrosive properties.

Excellent adhesion.

Quick drying with low odour.

Exceptional coverage.

Very good levelling and flow.



Usage



interior
exterior

coverage



in 1 layer



drying time



white
Colour

Matt
Finish

0,75 l
Packaging



Water based
Composition

Get to know wood...

Wood is a fascinating natural material. Especially when you realize, that more than 100,000 different tree species are growing around the world and each of them has different properties. There is no universal wood that could be used for everything. Wood differ in hardness, color and other characteristics. Therefore, it is important to make an “inventory” of existing trees and to know at least their basic division.

Division of trees according to hardness:

Soft wood is easy to process, but on the other hand also less durable.
Harder, above all exotic wood, is considerably more durable.

Very soft

spruce,
pine,
limba,
fir,
poplar,
willow,
lime tree

Soft

larch,
douglas,
mugo pine,
juniper,
birch,
alder,
goat willow,
bird cherry,
teak

Medium hard

chestnut,
platane tree,
elm,
hazel

Hard

oak,
walnut,
maple,
cherry,
apple tree,
ash,
beech,
pear tree,
plum tree,
acacia,
ironwood

Very hard

Cornelian cherry,
cornel,
oval leaved privet,
boxwood

Extremely hard

Ceylon ebony,
African grenadil,
guajak
and other
exotic trees

Remember the color

In addition to hardness, an important factor in wood selection is also color. It may surprise you that wood can have dozens of different shades - range from white to black and include all colours in between. Although colour does not affect the mechanical properties of wood, it is key to the choice of wood protection - it should never attenuate or hide the natural shade of wood, but highlight it. In addition, colour changes over time - mainly due to air and UV rays, but also other factors like insect or fungi. Due to this, the light wood has tendency to go grey and dark one is getting lighter - less distinctive color shade. Abnormal wood color is also a symptom that it is better to avoid it.

spruce,
fir,
lime,
maple,
ash

birch,
beech

pear,
larch

alder,
pine

oak,
walnut

elm

acacia

White
to yellowish

White with
pinkish tint

Pink
to brownish

Orange to
reddish brown

Grey brown
to brown

Cinnamon
to brown

Green
to brown



Choice of woodstains shade


Generally, the lighter the shade of the final woodstain you choose the shorter the lifetime of the coated surface. The reason is the minimal pigment content in light lacquers, which protects the wood from getting grey and black.

Very dark shades on the contrary accumulate in a very short time a large amount of heat, ie. it changes its volume much faster and the wood is working harder and will be prone to cracks. The best is to select the shade somewhere in the middle (shades of oak, walnut) if we want to reach a compromise between the aesthetic and technical aspects of the matter.



For a permanent
natural look.

Woodcare




Wood surfaces, a warm a beautiful material, rarely remain untreated, usually they are coated – for protection against environmental impacts but also for accentuating features by using colours. Wood only gets a resistant surface with the right treatment. Our woodstains highlight the natural character of the wood. They preserve the grain and optic of the wood and at the same time protect it from external influences.



protective woodstain

For demanding coatings on all common wooden substrates. It is ideal for dimensionally stable wooden components such as carports, pergolas, wooden furniture, windows, doors.

Quality alkyd based woodstain for protective and decorative coatings on all kinds of wood in interior or exterior. Provides durable attractive silky gloss finish, which increases the solidity of wood. Flexible and at the same time resistant to cracking and peeling. Enhances the natural wood grain and highlights its beauty.



Did you know?

Every wood has a different gloss and some do not have it altogether thanks to the individual wood fibers that reflect the light rays. Every time differently. It is impossible artificially simulate this gloss, the wood is completely unique in this.



Durable and high built protective film.

Highly UV and weather resistant.

Flexible and crack resistant.

Very good levelling and flow.

Easy to use.



Usage



interior
exterior

coverage



in 1 layer



drying time



Colour:
see the color chart on page 45

Satin
Finish

2,5 L
0,75 L
Packaging

Base Transparent
and Base Pine
which are also
ready mix colours
Tinting bases



Solvent based
Composition

penetrating woodstain

For demanding coatings on all common wooden substrates. It is ideal for dimensionally stable and unstable wooden components such as timber, carports, pergolas, fences, wooden constructions.

Quality low built alkyd based woodstain for protective and decorative coatings on all kinds of wood in interior or exterior. Deeply penetrates and soaks into wood structure insuring long durability and excellent weather resistance. Protects, maintain and refines wooden surface in a natural way. The attractive velvety matt finish enhances the natural wood grain and highlights its beauty.

Did you know?

Our woodcare products contain UV blockers which are invisible to the human eye but reflect the wood-damaging UV radiation completely. The visible light penetrates the coating and makes the wood grain visible.



Deeply penetrative.

Highly UV and weather resistant.

Water repellent.

Stops wood from greying.

Easily recoatable.



Usage



interior
exterior

coverage



in 1 layer



drying time



Colour:
see the color chart on page 45

Satin
Finish

2,5 L
0,75 L
Packaging

Base Transparent
and Base Pine
which are also
ready mix colours
Tinting bases



Solvent based
Composition

5 steps how to get the best results in interior

1st STEP

First of all, you should start by preparing "crime scene", saving time with subsequent cleaning work in the final. If you do not want to move your furniture, move it to the centre of the room so you can access the walls and the ceiling. Then cover the furniture with a protective cover or dust sheet. Also pay attention to all sockets, switches, floorboards and other accessories that you do not want to get dirty - just cover them with masking tape.



2st STEP

Now move to the substrate as such. First, test its condition and quality; the substrate should be dry, free of dust and loose particles. If there are old layers of paint that are not solid... you have to scratch. How to do it? Wet the wall with a wet paintbrush or sponge, and then scratch all layers with a paint scraper. However, if you have new plasters, they must be matured for at least 4 weeks.

3st STEP

In the next step, you should be careful about various cracks or bulging locations, this may be the first signal of peeling plaster. These places should first be repaired using different types of stucco or sealant. You must also not forget to remove any stains and dirt, such as greasy stains. Most of the stains will get off with soapy water that simply removes dirt.



4st STEP

After scraping, repair the unevenness and eventually penetrate the wall. Penetration is primarily used to strengthen various substrates and to combine absorbency. At the same time, it increases the adhesion of the coatings, so the new colour will cover better and reduces the amount of paint you will need.

5st STEP

Now you can start painting. Prior to use, the paint should be thoroughly mixed in the container and diluted for 1st coat if it is needed. First, we paint all edges along the ceiling, walls and floor with a brush. Then continue using roller throughout the ceiling starting from the window. Paint in overlapping stripes, in the direction where light falls. Why start from the windows? Because, moving from light sources, we see mistakes better. Apply usually 2 coats. Open the window and let each coat to dry. Remove the masking tapes and finally, enjoy the result :)

5 steps how to best treat wood

1st STEP

It is worth to renovate regularly and correctly. In this case, it is sufficient for you to gently sand the surface with fine sand paper and apply just one layer of topcoat. There is no difference whether you use woodstain or enamel.



3rd STEP

Wood that contains a lot of resin should be treated with knotting solution. Afterwards, for best results, the wood should be slightly sanded to remove lifted wood fiber, which would be sooner or later separated or lifted from the substrate anyway.



2nd STEP

If the principle of good quality renovation has not been followed, there is nothing else to do but complete reconstruction. Remove old, unstable layers of paints, oils, wax, mold, gray wood, rot, moss, and the like. There are many means how to do it and they vary depending on the situation and the options - hot air gun, old paint removal, sand paper, wood cleaner, hand planer etc.





4th STEP

Realize wood sealing (knots, mechanical unevenness, cracks and the like) with putty that is designed for these defects. Moisture of painted wood is also important. This must not exceed 12 % in the interior and 15 % in the exterior. Where this principle is not obeyed, excessive moisture content in the wood will be vented through new paint coat and will cause subsequent defects (peeling, cracking).




5th STEP

Apply the wood treatment preferably with brush so that you insure the best adhesion to the substrate. Firstly, apply on exterior wood a fungicidal preservative (e.g. Bondex) which protects wood from mold, rot, fungi and insects. It also strengthen the wood structure and unites the absorption. You can impregnate the wood with a thinned paint. This does not protect the wood as thoroughly as the preserver, but unites the absorbency and it is more suitable for wood in interior. If you use woodstain, apply it as a second step after applying the preserver. If we use enamels, apply the primer coat and finally apply the top coat.


5 steps how to best protect metal

1st STEP




The surface prepared for painting must be dry, clean, free of grease, non-cohesive layers and corrosion. Remove the loose particles by sweeping or vacuuming. Adhering particles must be removed by coarse sand paper, scraper or steel brush. Old and unstable, rusted or no longer suitable coatings must be completely removed as well. Under normal conditions, remove them by sanding or using hot air. It is also possible to use chemical paint remover.

2nd STEP



It is best to remove rust by sanding. A thick, continuous but removable rust can be removed with a scraper, a steel brush, or a wheel. It is very easy to use an electric grinder or a steel wheel on a hand drill. We pay special attention to critical locations such as welding, joining, and the like. Chemical preparations may also be used to remove rust. The deruster is mainly used for rust residues. After cleaning, rinse the surface with water. The more clean the surface is, the more chance for a longer life of the coating.

3rd STEP



Degrease the surface either before removal of small corrosive particles and unevenness, or immediately after sanding and brushing.


4th STEP

Because the freshly sanded surface is prone to corrosion, it is necessary to coat it with a primer as soon as possible. In addition to good preparation of the surface, the usual coating process requires to use anticorrosive primer and then a suitable enamel as a top coat.



5th STEP

The number of coatings depends on the aggressiveness of the environment. During application, pay attention to not to apply too thick layers. Each layer must be completely dry before applying another one so the surface will not become wrinkled.



Interior & Exterior wall paints



Wood & Metal paints



Category	PRIMALEX Project	PRIMALEX Optimal	PRIMALEX Exclusive	PRIMALEX Facade	PRIMALEX Primer	PRIMALEX Enamel	PRIMALEX Wood Primer
Water based	x	x	x	x	x		
Solvent based						x	x
Coverage rates in 1 layer	9-10 m²/L	8-10 m²/L	9-10 m²/L	6-9 m²/L	37 m²/L interior 15 m²/L exterior	15 m²/L	12 m²/L
Drying time at 23°C	2 hours	2 hours	2 hours	4 hours	2 hours	24 hours	24 hours
Finish	Matt	Matt	Matt	Matt		Gloss/Matt	Matt
Colour	White	White	White + tintable	White + tintable	Transparent	8 ready mixed colours + tintable	White
Standard pack sizes	5, 10, 15 L	5, 10, 15 L	1, 2,5, 5, 10, 15 L	5, 10, 15 L	1, 5 L	0,75 L	0,75 L
Recommended surface	Interior walls and ceilings	Interior walls and ceilings	Interior walls and ceilings	Exterior walls	Interior/Exterior walls and ceilings	Interior/Exterior wood and metal	Interior/Exterior wood
Ideal for	Economical premises, low traffic environment	Living and representative areas, average traffic	Commercial, representative and living areas, high traffic	Mineral substrates and plasters	All types of coatings on dispersion bases especially highly absorbing	Furniture, fences, water drains, pipes, windows, doors, panneling, roof sheets etc.	Furniture, fences, windows, doors, panneling etc.

Woodcare



PRIMALEX Metal Primer	PRIMALEX Aqua Enamel	PRIMALEX Aqua Wood Primer	PRIMALEX Aqua Metal Primer	PRIMALEX Protective Woodstain	PRIMALEX Penetrating Woodstain
	x	x	x		
x				x	x
10 m²/L	10 m²/L	10 m²/L	12 m²/L	15 m²/L	18 m²/L
8 hours	5 hours	4 hours	6 hours	24 hours	20 hours
Matt	Gloss/Satin	Matt	Matt	Satin	Satin
White	8 ready mixed colours + tintable	White	White	8 ready mixed colours + tintable	8 ready mixed colours + tintable
0,75 L	0,75 L	0,75 L	0,75 L	0,75, 2,5 L	0,75, 2,5 L
Interior/Exterior metal	Interior/Exterior universal	Interior/Exterior wood	Interior/Exterior metal	Interior/Exterior wood	Interior/Exterior wood
Furniture, fences, water drains, pipes, doors, panneling etc.	Furniture, fences, radiators, PVC, ceramics, concrete, water drains, pipes, windows, doors, panneling, children toys etc.	Furniture, fences, windows, doors, panneling, children toys etc.	Furniture, fences, radiators, water drains, pipes, panneling, doors etc.	Furniture, fences, pergolas, carports, windows, doors, panneling etc.	Timber, fences, pergolas, carports, wooden constructions, panneling etc.

enamel


wood & metal



p100m
white

matt


p199m
black



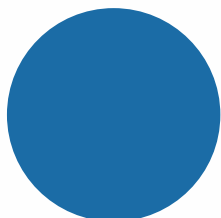
p1000
white

gloss


p1999
black




p1110
grey




p4400
blue




p5400
green



p2880
brown



p6200
yellow



p8190
red

enamel


universal




gloss



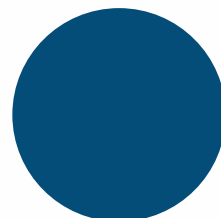
p1000
white



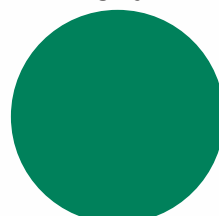
p1999
black




p0101
grey




p0460
blue




p0535
green



p0250
brown



p0620
yellow



p0860
red

protective woodstain



Clear & Base



Pine & Base



Mahogany



Cherry



Teak



Oak



Walnut



Palisander

penetrating woodstain



Clear & Base



Pine & Base



Mahogany



Cherry



Teak



Oak



Walnut



Palisander



PRIMALEX®
is a registered trademark
Copyright© PPG – April 2019



www.primalex.eu
primalex.eu@ppg.com